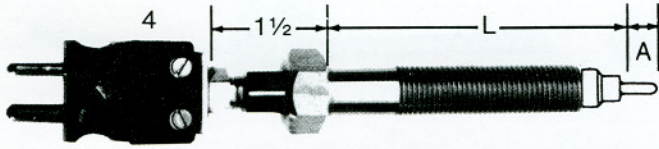


PRECISION MEASUREMENTS

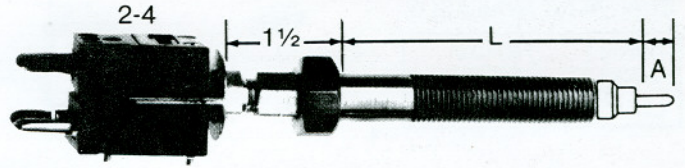
PLASTICS MELT EXTRUDER TYPE

For Use To 900°F.

WITH RIGID PLUG EXTENSION



SINGLE ELEMENT



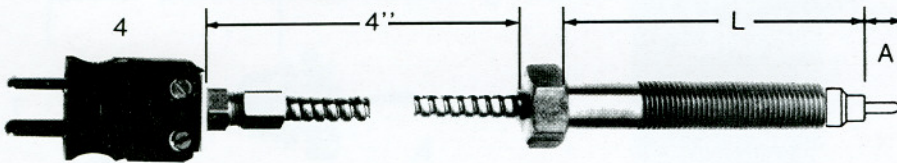
DUAL ELEMENT

Catalog Number	Terminal Style	"A"	"L"
L28-1	4	Flush	3"
L28-2	4	1/4"	3"
L28-3	4	1/2"	3"
L28-4	4	3/4"	3"
L28-5	4	1"	3"
L28-6	4	Flush	6"
L28-7	4	1/4"	6"
L28-8	4	1/2"	6"
L28-9	4	3/4"	6"
L28-10	4	1"	6"

Catalog Number	Terminal Style	"A"	"L"
L28-11	2-4	Flush	3"
L28-12	2-4	1/4"	3"
L28-13	2-4	1/2"	3"
L28-14	2-4	3/4"	3"
L28-15	2-4	1"	3"
L28-16	2-4	Flush	6"
L28-17	2-4	1/4"	6"
L28-18	2-4	1/2"	6"
L28-19	2-4	3/4"	6"
L28-20	2-4	1"	6"

WITH FLEXIBLE PLUG EXTENSION

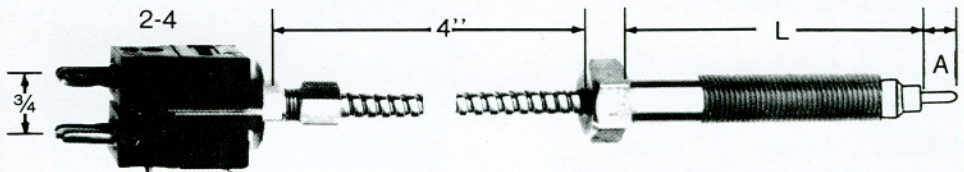
SINGLE ELEMENT



Catalog Number	Terminal Style	"A"	"L"
L28-21	4	Flush	3"
L28-22	4	1/4"	3"
L28-23	4	1/2"	3"
L28-24	4	3/4"	3"
L28-25	4	1"	3"
L28-26	4	Flush	6"
L28-27	4	1/4"	6"
L28-28	4	1/2"	6"
L28-29	4	3/4"	6"
L28-30	4	1"	6"


DUAL ELEMENT

Catalog Number	Terminal Style	"A"	"L"
L28-31	2-4	Flush	3"
L28-32	2-4	1/4"	3"
L28-33	2-4	1/2"	3"
L28-34	2-4	3/4"	3"
L28-35	2-4	1"	3"
L28-36	2-4	Flush	6"
L28-37	2-4	1/4"	6"
L28-38	2-4	1/2"	6"
L28-39	2-4	3/4"	6"
L28-40	2-4	1"	6"



BLANK BOLT

USED TO SEAL HOLE IF THERMOCOUPLE IS REMOVED FROM EXTRUDER



All bolts supplied with 1/2"-20 UNF thread

Catalog Number	"L"
BB-3	3"
BB-6	6"

HOW TO ORDER:

Specify Catalog Number.

NOTE: Calibration is ISA standard grade Type J Iron-Constantan, Type T Copper-Constantan and Type K Chromel-Alumel can be furnished on request.

Construction: Stainless steel, single element made with 20 gauge fiberglass insulated wire. Dual element with 24 gauge.